


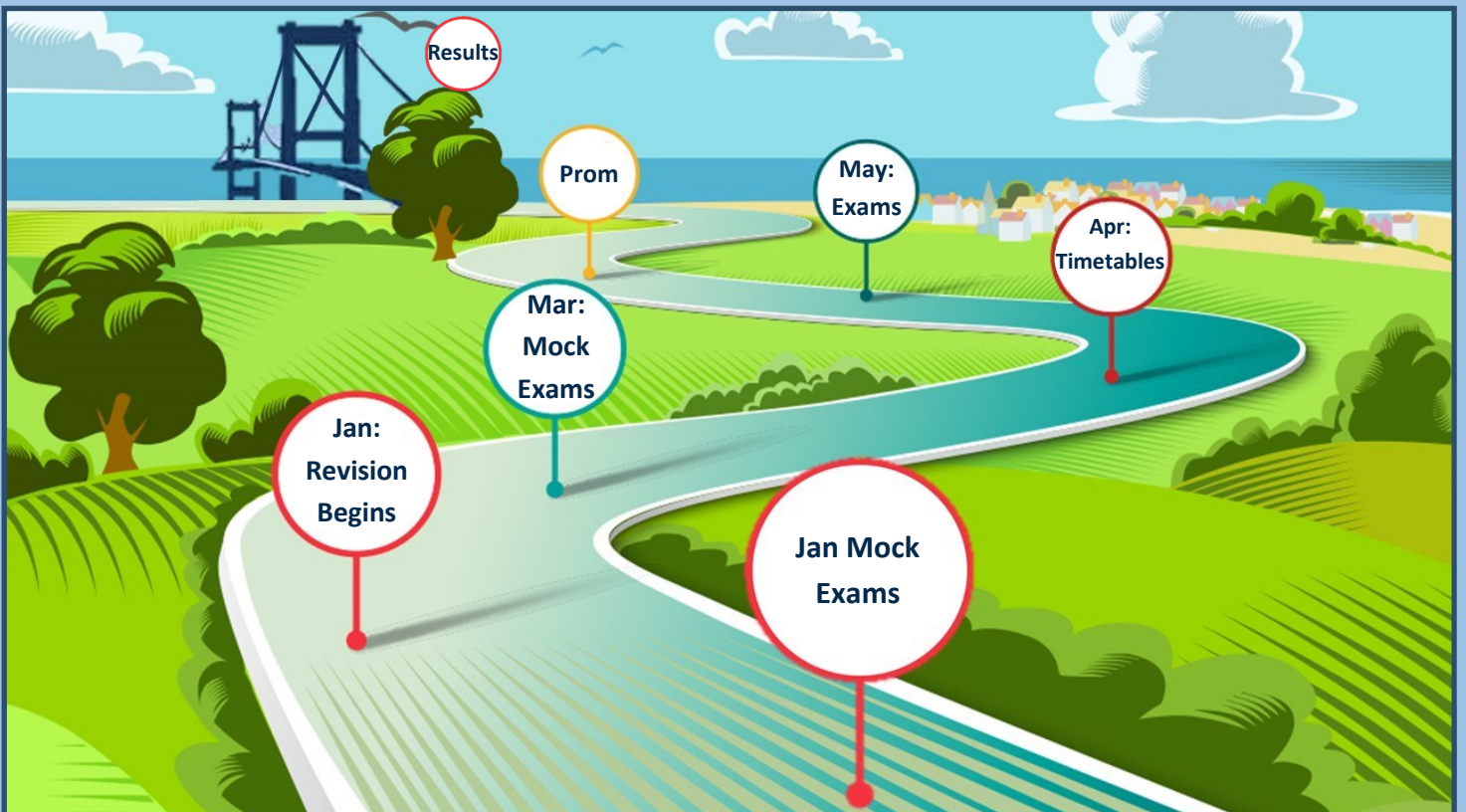
Tenacity | Empathy | Aspiration | Motivation



Name:

Securing Success in Year 11

Achieving more together



Welcome to Year 11


Welcome to year 11. This is a big year for all of us. For students, this is the year you take your GCSE exams. The end is in sight and your next steps are almost here. For parents / carers / family and friends, it probably seems like just yesterday your child was starting secondary school. For teachers, we have seen your child grow from a child to a young adult and taught them for four years.

There is one thing that we all share. We all want our young people to succeed. At TEAM Saltash, we believe that we can ***achieve more together***.

Our 'Securing Success' event and this booklet outline how we can all work together to help our students capitalise on their work from the last five years and secure their success in the exams.

Students

You are surrounded by family, friends, teachers and support staff. We are all here for you and we all want to help you achieve your very best. As long as you can say you did your best, that is enough.



**Achieving
more together**

Parents / Carers / Family

We know you want your child to succeed after all the work of the last five years. You can help your child by supporting their revision with the advice and guidance in this booklet.

Saltash Community School

We believe in every single student in our school. Now your child has reached Year 11, we want to do all we can to support them. That means supporting them emotionally and pushing them academically to be the best they can be.



Outline below are some of the wellbeing strategies that we have in place.

Tier 0: Universal Support – pastoral and response to general concerns

These concerns are categorised as short periods of feeling like they are not able to cope. These will be incidents which cause a young person distress but do not seem to have a long term/lasting impact.

What are the concerns? Examples include: friendship issues, minor illness (headache, stomach-ache), arguments with parents (one off incident), low level worry (before tests, transitions, events), short term academic concern, short term challenging behaviour.

Possible responses: Listen to the young person, speak to parents, follow Relationships and Behaviour policy, Report cards

Tier 1: Universal Level Support – response to low level incidences and concerns

These concerns are categorised as those which are longer term and are beginning to impact on the welfare and academic progress of the young person.

What are the concerns? Examples include: longer periods of feeling low, long term/repetitive friendship issues, separation/divorce of parents, bereavement of extended family/friend, more significant anxiety around being in class, long term challenging behaviour

Possible responses: Listen to the young person, speak to parents, risk assessment/safety plan, talk Time, Time Out card, Reset in The Hub, Behaviour Support Plan, time in Restart, STAR centre support

Tier 2: Targeted Support – planned interventions in school to address mental health concerns

A sustained concern which is affecting the wellbeing and possibly the academic progress of the young person. These could be long term concerns over anxiety, mental health, or depression.

What are the concerns?

Examples include: persistent low mood, anxiety, mood dysregulation, attachment difficulties, bereavement of close family member/friend, historic abuse, self harm, suspected eating disorders, risky behaviours, absence

Possible responses: Listen to the young person, speak to parents, refer to Allocations Panel, in-school counselling support, anxiety/wellbeing group sessions, body image/self-esteem group sessions, refer to Jeremiah's Journey/ Penhaligan's Friends, STAR centre support, GP Appointment, refer to Live Wire

Tier 3: Personalised Support – professional referral to high level mental health concerns

Serious and possibly life-threatening incidents which require professional intervention outside of school

What are the concerns?

Examples include: school refusal because of mental health issues, diagnosed anxiety disorder, diagnosed depression, witnessing domestic violence, experiencing abuse, sustained self-harm, suicide ideation or attempt

Possible responses: Listen to the young person, speak to parents, Early Help Hub referral, MARU, CAMHS, Alternative Provision



Your next steps

Post 16

Students need to stay in education or training until they are 18

There are 3 main routes that students can pursue-Academic usually A Levels or equivalents; Vocational , often College; or an Apprenticeship

Qualifications have levels, for example GCSE's are Level 2 Qualifications

Each provider is applied to separately

Students can apply to as many places as they wish

Grade expectations will be specified for courses and providers

Students will continue to do Maths and English until the age of 18 if they do not achieve grade 4's or above

Personal Development

These are a source of information for all students cover in school:

Writing of CV's and application letters

Interview skills and techniques

Putting together Career portfolios

Careers Research using packages like Unifrog

Completion of application forms

Apprenticeships and applying for them

Local provision and events in the local area

Bespoke Support

In addition to all students receiving support in their PD lessons, specific support is given to individual students based on their intended destination, this can include:

Apprenticeship workshops

Army and Navy talks

Employer visits

Application writing support if needed

Additional careers appointments

Sessions provided through external organisations

External Support

We have a number of external providers that support our programme:

Careers South West

ASK Apprenticeships

Department of Work and Pensions

Future First

Groundworks

Babcock, NHS and a number of other employers

Local Colleges and training providers.

In-school support

In addition to structured PD lessons, we also provide:

Next steps support in tutor time

Lunch time support for individual enquiries

Assemblies linked to employability and opportunities available to students

Website updated with events in the community

Our Careers co-ordinator-Tracey Parry-to provide personal support

Internal Careers Fair

Mock Interviews

Prospectuses and Careers Information in both room 48 and the Library

How to stay motivated



Keep the big picture in mind

Year 11 is not an easy year. Revision and exams are challenging. However, all the hard work and effort has a purpose.

Achieving good grades gives you the key to unlocking your future, whatever that is. It may be A-Levels and university or an Apprenticeship. It is important to remember why you are working hard now; to help you reach your goal, whatever that may be.



Create daily, weekly, monthly goals


If you think about everything you need to know for your exams, it can be overwhelming.

Split your revision into a series of monthly goals for things you want to master. Then divide them further into weekly, then daily goals. Focusing on your daily goal helps your revision feel achievable.

TIMES	8.00am - 4.00pm	4.00pm - 6.00pm	6.00 - 6.45pm	6.45pm - 7.45pm	7.45pm - 8.00pm	8.00pm - 9.00pm
MONDAY	School time!	Drama club	Dinner	Homework	Social Media	Homework / revision
TUESDAY	School time!	Revision	Dinner	Homework	Social Media	Homework / revision
WEDNESDAY	School time!	Netball	Dinner	Homework	Social Media	Homework / revision
THURSDAY	School time!	Revision	Dinner	Homework	Social Media	Homework / revision
FRIDAY	School time!	Chill out!	Dinner	Homework	Social Media	Homework / revision
TIMES	9.00am - 10.00am	10.00am - 11.00am	11.00am - 1.00pm	1.00pm - 3.00pm	3.00pm - 5.00pm	5.00pm - 6.00pm
SATURDAY	breakfast / shower etc.	Hour of power / revision!	See friends / Lunch	Revision	Washing / playing sport / shopping	Revision
SUNDAY	breakfast / shower etc.	Revision	Sport / Lunch	Flash card review	Out with family	Get around to 100mpd / dinner

Create a revision schedule

Organise your week and plan in time for revision. Stick to your schedule to help you stay on track with your revision.



Identify the areas to work on

Consider what you are good at and what you need to improve upon. Your teachers can help with this with checklists of the key areas for each subject. It feels easy and natural to revise the areas we are good at. Tackling the areas we need to work on leads to much greater success. Focus your revision on the areas you know you need to improve.



Surround yourself with people who support and motivate you

Everyone around you wants you to succeed. They are there to support you. When you need support, reach out to them. There are plenty of people in school who will help. It is never too early to ask for help.

Supporting revision in school

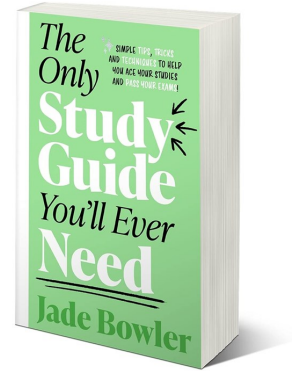
How to revise

There is a large amount of information online about different methods for revision. Some of this information is correct but some of it is not. This can be confusing if you are trying to find the right way to revise. Therefore, to support your revision, we will be exploring the different revision methods during Year 11 tutor periods.



We will begin by reading the 'The Only Study Guide You'll Ever Need'. Your tutor group will read this from September to December to:

- Learn how to get started and pick up that pen
- Learn techniques that work
- Learn how to create an effective revision timetable
- Combat the fear of failure, perfectionism and exam stress



After reading the book, your tutors will be helping you practise the revision techniques described.

Retrieval Practice


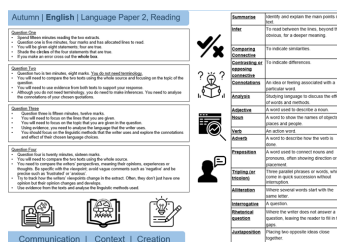
Memory is like a forest. Every memory you have ever made located somewhere amongst the trees. The reason we cannot remember some of the things we learn is because the pathway to that memory has been lost. The more frequently you locate a memory, the clearer the path to that memory becomes, making it easier to find when you need it. All our lessons begin with a 'Do It Now' activity. This is a set of questions designed to make you try to locate that memory and make the pathway clearer. Even if you cannot answer the questions, the act of trying to retrieve the answer helps to strengthen your memory.



Knowledge Organisers

Every subject has a set of knowledge organisers. A knowledge organiser sets out the important, useful and powerful knowledge on a topic on a single page. All students have a plastic wallet to store their knowledge organisers. They can be used for:

- Self quizzing
- Parent / carer / peer quizzing
- Elaboration
- Cover—recall—uncover



Revision Timetables

A revision timetable is a powerful tool.

It can help the task of revising all aspects of all subjects look and feel manageable and achievable. It also ensures time is planned in for rest, relaxation and fun. There are three key features that make a revision timetable effective:

1. Make it realistic

Consider all aspects of your week and plan

them in. You shouldn't give up hobbies, sports, recreational activities and relaxation. These are important for your physical and mental health. Plan these into your week along with your revision to ensure it is realistic. It is much better to plan one hour of revision on a Tuesday evening and stick to it rather than plan five hours on a Tuesday that you know you will not stick to.

2. Include 'down-time'.

As mentioned above, it is important to plan for activities that support your physical and mental health. Decide how much time you should give to this and balance it carefully with your revision. It is better to mix up revision and down-time across the week.

3. Stick it to the fridge!

Share your timetable with your family so everyone knows what you plan to do and when. They can use this to help motivate you to stick to it.


TIME	MONDAY	TUESDAY	WEDNESDAY	THURSDAY	FRIDAY	TIME	SATURDAY	SUNDAY
8:30AM - 4PM	SCHOOL	SCHOOL	SCHOOL	SCHOOL	SCHOOL	9AM - 10AM	BREAKFAST / SHOWER	BREAKFAST / SHOWER
4PM - 5PM	HOMEWORK	TV / GAMING / SOCIAL MEDIA	HOMEWORK	TV / GAMING / SOCIAL MEDIA	HOMEWORK	10AM - 11AM	REVISION - ENGLISH	REVISION - SCIENCE
5PM - 6PM	DINNER	DINNER	DINNER	DINNER	DINNER	11AM - 1PM	SEEING FRIENDS / LUNCH	SPORT / LUNCH
6PM - 7PM	REVISION - GEOGRAPHY	HOMEWORK	REVISION - HISTORY	REVISION - FRENCH	REVISION - SCIENCE	1PM - 3PM	REVISION - MATHS	REVISION - FLASH CARDS
7PM - 8PM	REVISION - MATHS	REVISION - ENGLISH	FREE TIME	HOMEWORK	FREE TIME	3PM - 5PM	OUT WITH FAMILY	SPORT / TV / GAMING
8PM - 9PM	FREE TIME / SHOWER	FREE TIME / SHOWER	FREE TIME / SHOWER	FREE TIME / SHOWER	FREE TIME / SHOWER	6PM - 8PM	DINNER / FREE TIME	DINNER / FREE TIME

TIME	MONDAY	TUESDAY	WEDNESDAY	THURSDAY	FRIDAY	TIME	SATURDAY	SUNDAY

Preparing for mock exams

There will be two sets of mock exams in Year 11. The first will start on the week of 8th January for two weeks. The second set of mock exams will take place in English and Maths only in March, and you will receive an Application Check at this time in other subjects.

These mock exams provide an excellent opportunity to experience the academic expectations and logistic process of taking exams. They are an important learning tool and should be taken seriously.



What concerns might you have about mock exams?

- They are stressful →
- They are intense →
- They are difficult →

Why might you have these concerns about mock exams?

- They are new and unusual
- They all happen over a short period of time
- They require you to recall knowledge and apply skills you learnt a long time ago


So why do we do mock exams?

So that the real exams are:

- *Less stressful* →
- *Less intense* →
- *Less difficult* →

Why?

- They are **not** new and unusual
- They still happen over a short period of time **but you have experience of managing your time**
- You have already started revising, making recall of knowledge easier



Revision Techniques: What *doesn't* work

There are many myths about revision and therefore many techniques that do not work. There is now a lot more research into how the brain stores and recalls information which supports some types of revision and suggests other types do not work. Below are some of the types of revision that do not work.



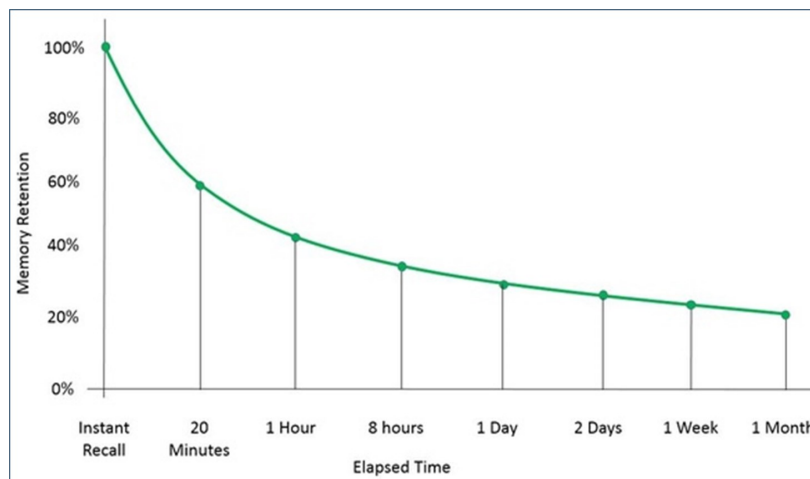
Cramming

- Cramming may give short-term gain
- The gain is quickly lost
- Cannot store very much
- Links cannot be made, so learning is shallow




Massed Practice

- Focussing on just one topic and continually revising it until 100% confident



Re-reading and highlighting

- Reading and highlighting may work for initial study but does little for revision.
- Re-reading or 'going over your notes' does very little.
- Our brains need to *do something* with the information.




Revision Techniques: What *does* work

The wide range of research tells us that some revision techniques have been proved to be effective. Some of these are outlined below.

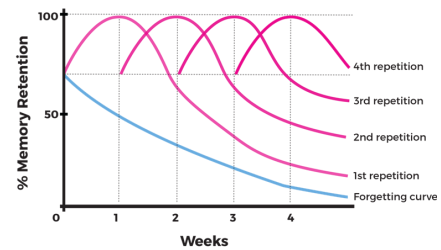
Self Quizzing

- Read a key section of the knowledge organiser.
- Cover it up.
- Write out all of the key facts you can remember.
- Uncover and mark work.
- Write any changes in a different colour pen.



Spread out practice

- Planning to cover key material with an interval in between (a few days or a week)
- Don't mass-practice!
- Start the second session with self quizzing at the beginning.



Retrieving the material

- Learning paragraphs, mind maps, diagrams- write or sketch everything you know about a specific topic, being as specific as possible.
- Then, check books, revision guides, knowledge organisers to see what has been missed. Add this in a different colour.



Switch it up

- Switch between topics/ideas during a revision session. Don't study one topic/ idea for too long.
- Go back over the ideas again in different orders to strengthen your understanding.



Elaboration

- Ask yourself questions while you are studying about how things work and why and then find the answers in your class materials.
- As you find the answers, try to make connections between different ideas. Take two ideas and think how they are similar and different.

Supporting revision at home

There are many actions parents / carers / family members can take to support their child across Year 11.

- Provide a suitable study environment if possible or encourage attendance at after school study sessions
- Help them create their revision schedule and help them stick to it
- Encourage them to leave their phone outside the room
- Make sure they take breaks and plan for down-time
- Ask them questions from their Knowledge Organisers
- Ask them to elaborate from their Knowledge Organiser (you do not need to know if they are right or not)
- Check they are using the revision techniques described in this booklet
- Talk with them about their revision
- Stay in contact with us



Key Contacts

Nick Evans (Associate Leader– Securing Success & Head of 6th Form) nevans@saltashcloud.net

James Perry (Assistant Head - Teaching and Learning) - jperry@saltashcloud.net

Linda Griffin (Assistant Head—Mental Health and Wellbeing) - lgriffin@saltashcloud.net

Dani King (Senior Deputy Designated Safeguarding Lead—cost of living support)- dking@saltashcloud.net

Scott Wieprecht (Head of Year 11) - hcrook@saltashcloud.net

Tutors

Teachers

If you would like to contact an individual teacher, head of department or other member of staff, please contact Nick Evans who will forward your enquiry and oversee the enquiry and response.

Subject-specific information

English Language	
Exam Board	<ul style="list-style-type: none"> AQA https://www.aqa.org.uk/subjects/english/gcse/english-language-8700
Key Dates	TEAM English will make an internal calendar available to parents and carers. This details what we are studying and for how long.
Homework	Students will spiral back and complete revision of Paper One which was studied in the Autumn term of Year 10. They will complete responses to each of the 5 questions on the paper. Students will also be set revision of key terminology as this is an important aspect of AO2.
Online Platforms & Links	TEAM English YouTube Channel: https://www.youtube.com/channel/UCpXsu53fjmw87ji6D8G6PTQ Oak National Academy: https://classroom.thenational.academy/subjects-by-key-stage/key-stage-4/subjects/english BBC Bitesize: https://www.bbc.co.uk/bitesize/examspecs/zcbchv4
Revision Guides	GCSE English Language AQA Revision Guide - includes Online Edition and Videos (CGP AQA GCSE English Language). Revise AQA GCSE English Language Revision Workbook: for the 9-1 exams (REVISE AQA GCSE English 2015).

Maths	
Exam Board	<ul style="list-style-type: none"> Edexcel https://qualifications.pearson.com/en/qualifications/edexcel-gcses/mathematics-2015.html
Key Dates	<ul style="list-style-type: none"> Students should use the two mock exams in school as their key dates at the moment.
Homework	All pupils will be given homework booklets (part of old GCSE papers) these are given out every two weeks. More are available if requested by the student
Online Platforms & Links	www.mymaths.co.uk - teaching presentations and questions to try www.mathsgenie.co.uk - past exam questions, full solutions and revision videos.
Revision Guides	CGP Revision Guide Higher level or Foundation level

We will provide revision guides for any families who need financial support. Please contact Dani King (on contacts page) if you need this support.

English Literature

Exam Board	<p>•AQA</p> <p>https://www.aqa.org.uk/subjects/english/gcse/english-literature-8702</p>
Key Dates	TEAM English will make an internal calendar available to parents and carers. This details what we are studying and for how long.
Homework	Students will spiral back and complete home learning tasks that test their recall of topics that were studied in Year 10. For example, they may complete quizzes that check their understanding of the context of 'An Inspector Calls' or they may be asked to determine which character said a particular line in the play. Students will also be given the opportunity to practise exam style responses for both 'An Inspector Calls' and the 'Power and Conflict' cluster of poems.
Online Platforms & Links	<p>TEAM English YouTube Channel: https://www.youtube.com/channel/UCpXsu53fjmw87ji6D8G6PTQ</p> <p>Shmoop: https://www.shmoop.com/students</p> <p>Oak National Academy: https://classroom.thenational.academy/subjects-by-key-stage/key-stage-4/subjects/english</p>
Revision Guides	<p>Macbeth Study Guide: York Notes for GCSE (9-1): - everything you need to catch up, study and prepare for 2022 and 2023 assessments and exams.</p> <p>A Christmas Carol Study Guide: York Notes for GCSE (9-1): - everything you need to catch up, study and prepare for 2022 and 2023 assessments and exams.</p> <p>An Inspector Calls Study Guide: York Notes for GCSE (9-1): everything you need to catch up, study and prepare for 2022 and 2023 assessments and exams.</p>

Science

Exam Board	<p>AQA</p> <p>https://www.aqa.org.uk/subjects/science/gcse/combined-science-trilogy-8464</p> <p>https://www.aqa.org.uk/subjects/science/gcse/biology-8461</p> <p>https://www.aqa.org.uk/subjects/science/gcse/chemistry-8462</p> <p>https://www.aqa.org.uk/subjects/science/gcse/physics-8463</p>
Key Dates	Awaiting exam dates
Homework	Daily goals on Tassomai
Online Platforms & Links	<p>https://senecalearning.com/en-GB/</p> <p>Tassomai</p>
Revision Guides	All students have a CGP AQA GCSE Combined Science Revision Guide (or a separate Biology, Chemistry and Physics one for the separate science option). This contains a recap of everything the students need to know for each topic studied since Year 9 and some summary questions for revision.
In- school revision	Regular Tassomai

Fine Art

Exam Board	<ul style="list-style-type: none"> •OCR <p>https://www.ocr.org.uk/qualifications/gcse/art-and-design-j170-j176-from-2016/</p>
Key Dates	<ul style="list-style-type: none"> •December 2022 coursework folder deadline Portfolio completion This must include Final piece full sketchbook and a minimum of 20 pieces of work on paper. •Work must include examples in each A/O •A/O 1 ART HISTORY •AO2 MAETRIALS •AO3 DRAWING •AO4 FINAL OUTCOME <p>January exam paper is released and you have 8 weeks to complete prep studies that inform an outcome Prep work will be part of the assessment Easter 2023 A 10 hour exam based around the prep and question from the exam paper.</p>
Homework	<p>ALL PUPILS HAVE WEEKLY HOMEWORK THAT NEEDS TO BE COMPLETED BEFORE DECEMBER 2022 HOMEWOK IS WRITTEN ON A LIST THAT PUPILS HAVE IN THE BACK OF THEIR SKETCHBOOK HOMEWORK IS SKETCHBOOK ONLY AND IS USED AS PART OF THE ASSESSMENT</p>
Online Platforms & Links	<p>https://www.tate.org.uk/?gclid=EAlaIqobChMIve-3xqaF-gIV4YBQBh2InQvuEAAYASAAEgK9p_D_BwE</p> <p>https://www.bbc.co.uk/bitesize/subjects/z6hs34j</p> <p>https://www.studentartguide.com/</p> <p>https://www.pinterest.co.uk/</p>
Revision Guides	<p>OCR ART AND DESIGN https://www.ocr.org.uk/qualifications/gcse/art-and-design-j170-j176-from-2016/</p>

Computer Science

Exam Board	<ul style="list-style-type: none"> •OCR- https://www.ocr.org.uk/qualifications/gcse/computer-science-j277-from-2020/
Homework	<p>Using Smart revise for past questions, multiple choice questions and key terms practice. This can be done individually and also set as a task by your teacher. This will be set as homework once a week for a 40 minute task.</p>
Online Platforms & Links	<p>Craig n Dave youtube videos (J277 GCSE course) - https://www.youtube.com/playlist?list=PLCiOXwirraUAEhj4TUjMxYm4593B2dUPF</p> <p>Seneca BBC Bitesize Smart revise - https://smartrevise.online/</p>
Revision Guides	<p>CGP has a full GCSE guide as well as a python specific guide to support the programming for the course, which is a huge part in the Unit 2 exam. https://www.cgpbooks.co.uk/secondary-books/gcse/computer-science/copyr41-python-programming-guide-for-gcse</p> <p>https://www.cgpbooks.co.uk/secondary-books/gcse/computer-science/cor42-gcse-computer-science-ocr-revision</p>

Business Studies

Exam Board	Eduqas https://www.eduqas.co.uk/qualifications/business-gcse/#tab_keydocuments
Key Dates	Examination period – Summer 2023 – examination timetable is usually released around Easter 2023. Deadlines will be given to both students and shared on Microsoft teams for important termly assessments and mock examinations to provide students with time to prepare.
Homework	Home learning is set weekly to enhance students understanding and progress. This will vary weekly from research, revision, completing an activity or exam style questions.
Online Platforms & Links	There are many useful online website to support learning in Business studies: <ul style="list-style-type: none"> • https://resources.eduqas.co.uk/Pages/ResourceByArgs.aspx?subId=4&lvlId=2 • https://businesscasestudies.co.uk/ • https://www.beebusinessbee.co.uk/ • https://www.tutor2u.net/business • https://www.bbc.co.uk/bitesize/subjects/zpsvr82 • https://www.bbc.co.uk/bitesize/examspecs/zbqrgwx
Revision Guides	https://www.hoddereducation.co.uk/subjects/business-and-accounting/products/14-16/wjec-and-eduqas-gcse-business https://www.hoddereducation.co.uk/subjects/business-and-accounting/products/14-16/my-revision-notes-wjec-and-eduqas-gcse-business There are also revision books in class which students can book out when needed to support revision and home learning.

Drama

Exam Board	•Edexcel https://qualifications.pearson.com/en/qualifications/edexcel-gcses/mathematics-2015.html
Key Dates	•Students should use the two mock exams in school as their key dates at the moment. The first mock exam will be three papers between Nov 7th and Nov 17th. The second mock will be from Feb 21st to Mar 3rd
Homework	All pupils will be given homework booklets (part of old GCSE papers) these are given out every two weeks. More are available if requested by the student
Online Platforms & Links	www.mymaths.co.uk - teaching presentations and questions to try www.mathsgenie.co.uk - past exam questions, full solutions and revision videos.
Revision Guides	CGP Revision Guide Higher level or Foundation level
In- school revision	Revision will start after Christmas. It will be open to all and different topics covered for different abilities of students.

Design Technology

Exam Board	<ul style="list-style-type: none"> •AQA DESIGN TECHNOLOGY •https://www.aqa.org.uk/subjects/design-and-technology/gcse/design-and-technology-8552/specification-at-a-glance
Key Dates	<ul style="list-style-type: none"> •NEA Deadline for completion and submission is February half term •Interim deadlines for each NEA section will be set on ClassCharts as a reminder •Mock Exam •Final Exam
Homework	<ul style="list-style-type: none"> •Homework directly prepares and informs students for the NEA and examination. •Set once a week and must be at least 1 hour
Online Platforms & Links	<ul style="list-style-type: none"> •Yankodesign.com •technologystudent.com •BBC Bitesize •design-technology.org •instructables.com •aqa.org.uk
Revision Guides	<ul style="list-style-type: none"> •<u>GCSE AQA Design and Technology D&T 8552 Course textbook by PG Online for the 2022 specification (AQA GCSE (9-1) Design and Technology 8552)</u>

French

Exam Board	<ul style="list-style-type: none"> •AQA: https://www.aqa.org.uk/subjects/languages/gcse/french-8658 •Topics: https://www.aqa.org.uk/subjects/languages/gcse/french-8658/subject-content/themes
Key Dates	<ul style="list-style-type: none"> •Speaking booklet Theme 2 completed by October half term to memorise over the holiday •Speaking booklet fully completed by February half term to memorise over the holiday •Speaking exam: first week of May
Homework	<ul style="list-style-type: none"> •Weekly homework will be set online via This is Language and/or The Language Gym and we would expect students to be learning vocabulary and practising grammar in their own time. •Key grammar: https://www.aqa.org.uk/subjects/languages/gcse/french-8658/subject-content/grammar •Vocabulary lists: https://www.aqa.org.uk/subjects/languages/gcse/french-8658/subject-content/vocabulary
Online Platforms & Links	<ul style="list-style-type: none"> •https://uk.language-gym.com/ •https://www.thisislanguage.com/ •https://www.bbc.co.uk/bitesize/subjects/zc7xpv4 •https://revisionworld.com/gcse-revision/french
Revision Guides	<ul style="list-style-type: none"> •https://www.wob.com/en-gb/books/cgp-books/gcse-french-aqa-revision-guide-for-the-grade-9-1-course-with-online-edition/9781782945376?gclid=Cj0KCQjwguGYBhDRARIsAHgRm4_zewJ3YJGeAGHN5A9BYx11HpJIB7vYRHWU6sev6a_zsvNrwmGpt4oaAuYdEALw_wcB#GOR008035811 •https://www.wob.com/en-gb/books/stuart-glover/studio-aqa-gcse-french-grammar-and-translation-workbook/9781292132884?gclid=Cj0KCQjwguGYBhDRARIsAHgRm48DUXvDbQpVJV9vVVC6nwfUBnY7dufAxE4_XL_zCAsMclXpS9ZxWogaAqTTEALw_wcB#GOR008498300 •https://www.wob.com/en-gb/books/genevieve-talon/target-grade-5-reading-aqa-gcse-9-1-french-workbook/9780435189099?gclid=Cj0KCQjwguGYBhDRARIsAHgRm48yNPbz4xpBY0cM42CCVcQUpkZNDpbDTPHXx4JvQjZPDLP8yDZTPaAqy5EALw_wcB#GOR009272720 •https://www.amazon.co.uk/French-Translation-Workbook-Answers-Revision/dp/1789080495/ref=asc_df_1789080495/?tag=googshopuk-21&linkCode=df0&hvadid=310587087500&hvpos=&hvnetw=g&hvrand=6312993841789046213&hvpon=&hvptwo=&hvqmc=&hvdev=c&hvdvcmdl=&hvllocint=&hvllocphy=9045311&hvtargid=pla-627822095237&psc=1&th=1&psc=1

Geography

Exam Board	<ul style="list-style-type: none"> •AQA <p>https://www.aqa.org.uk/subjects/geography/gcse/geography-8035</p>
Homework	<p>Homework is set weekly - approximately 40 minutes per week. .</p> <p>Students will all be given a green revision guide and a white workbook which accompanies the revision guide.</p> <p>Each week students will be set pages from the white workbook to complete using the revision guide to support them.</p> <p>Students will also be set exam questions to complete independently.</p>
Online Platforms & Links	<p>GCSE Geography AQA BBC Bitesize Revision https://www.bbc.co.uk/bitesize/examspecs/zy3ptyc</p> <p>GCSE Geography AQA Cool Geography https://www.coolgeography.co.uk/</p> <p>GCSE Geography AQA Internet Geography https://www.internetgeography.net/gcse-geography-revision/</p>
Revision Guides	<p>Students will be given green revision guides and white workbooks which accompany them.</p> <p>Students will have checklists of what to learn for each unit, these will also have the page numbers from the revision guide linked to each section of the checklist so students are directed to the revision guide for areas of the checklist they do not know.</p> <p>Students need to know a range of case studies – student will be given a printed booklet with an information page on every case study they have learnt.</p> <p>Students will be given a list of key words and definitions for each unit to learn in order to be able to understand exam questions.</p> <p>Students will be given a page on exam technique which they will need to learn and practise using.</p>

Health and Social Care

Exam Board	<p>OCR</p> <p>https://www.ocr.org.uk/Images/82369-specification.pdf</p>
Key Dates	<p>Examination period – Summer 2023 – examination timetable is usually released around Easter 2023.</p> <p>Deadlines will be given to both students for important termly assessments and mock examinations to provide students with time to prepare.</p>
Homework	<p>This will be set weekly to support students further their learning.</p> <p>This will be set by the teacher in lessons and then shared on Teams to access from home.</p>
Online Platforms & Links	<p>www.NHS.co.uk</p> <p>https://www.kingsdownschool.co.uk/images/documents/HSC_Revision_Guide.pdf</p>
Revision Guides	<p>https://www.kingsdownschool.co.uk/images/documents/HSC_Revision_Guide.pdf</p> <p>https://www.hoddereducation.co.uk/subjects/health-social-care/products/general/my-revision-notes-cambridge-national-level-1-2-he</p>

History

Exam Board	<ul style="list-style-type: none"> • Edexcel- https://qualifications.pearson.com/en/qualifications/edexcel-gcses/history-2016.html
Homework	You will be given a homework task each week which will take the form of additional work on the topic being studied or exam-based questions. Every other week the task will be specifically linked to prior learning based on year 10 content. This is to help start your revision by producing revision material or completing exam questions based on prior learning.
Online Platforms & Links	<p>Medicine through Time 1250 – Present Day: https://www.bbc.co.uk/bitesize/topics/zppr4xs</p> <p>Elizabethan England 1558 – 88: https://www.bbc.co.uk/bitesize/topics/z29rbk7</p> <p>Weimar and Nazi Germany 1918 – 1939: https://www.bbc.co.uk/bitesize/topics/zymqwxw</p> <p>Superpower relations and Cold War, 1941 – 1991: https://www.bbc.co.uk/bitesize/topics/zwbysg8</p> <p>Seneca: https://app.senecalearning.com/dashboard/courses/add?Price=Free&Subject=History&Exam+Board=Edexcel&Age+Group=GCSE</p>
Revision Guides	<p>You will be given a CGP History GCSE revision book to help support your homework and revision. These will need to be returned at the end of the year. In addition, there are exam board specific revision guides available for purchase and information regarding that will be sent out shortly.</p> <p>Please also use the online resource links given above.</p>

Hospitality and Catering

Exam Board	Eduqas Hospitality and Catering https://www.eduqas.co.uk/qualifications/hospitality-and-catering-level-1-2/#tab_keydocuments
Key Dates	• NEA Jan-March resit unit 1 June
Homework	Once per fortnight
Online Platforms & Links	<ul style="list-style-type: none"> • https://www.bbc.co.uk/bitesize/subjects/zbtvxyx • https://www.bbc.co.uk/bitesize/subjects/zdn9jhw • https://www.foodafactoflife.org.uk/14-16-years/ • https://app.senecalearning.com/classroom/course/2dc03c41-fe59-4573-875c-7cf8b5320832 • https://www.catchupplayer.co.uk/programmes/111753-Inside_the_Ritz_Hotel.html
Revision Guides	<ul style="list-style-type: none"> • https://quizizz.com/admin/quiz/5cf4181643f8a6001ac4d264/wjec-hospitality-catering-lo1

Media Studies

Exam Board	Eduqas https://www.eduqas.co.uk/qualifications/media-studies-gcse/#tab_keydocuments
Key dates	Any outstanding practical (Component 3) work must be completed by Friday 21 st October. Most students have finished these, but this deadline applies to anyone who may have missed lessons and will now need to attend catch-up sessions (letters will be going out soon).
Homework	Students have been issued with exercise books to complete their homework tasks. Students are working through an interactive booklet in lessons, which is available through Microsoft Teams. After each lesson, students need to write the answers to the “Quick Review” questions in their homework books and learn the information off-by-heart.
Online Platforms & Links	All revision materials will be made available on Microsoft Teams Playlist of useful YouTube revision videos: https://www.youtube.com/channel/UCmofjN5DnR2vH9s0WF-bfeg/playlists Resources on the exam board (Eduqas) website: https://resources.eduqas.co.uk/Pages/ResourceByArgs.aspx?subId=20&lvlId=2 https://resources.eduqas.co.uk/Pages/ResourceSingle.aspx?rId=950 https://resources.eduqas.co.uk/Pages/ResourceSingle.aspx?rId=1602 BBC Bitesize (for general information): https://www.bbc.co.uk/bitesize/subjects/ztnygk7 Seneca (warning: not all resources are up-to-date on here. Please speak to your teacher if in doubt): https://app.senecalearning.com/classroom/course/7bfa17fa-b6f3-4aee-9478-94e880675c42
Revision Guides	Introductory booklets on all areas of the course will be available on Microsoft Teams

Religious Studies

Exam Board	Eduqas https://www.eduqas.co.uk/qualifications/religious-studies-gcse/#tab_keydocuments
Key Dates	Dates of exams will be released soon.
Homework	40 minutes per week, consisting of practice exam questions, quizzes and other knowledge retrieval tasks
Online Platforms & Links	Padlet: www.padlet.com/jpomfret/re (password- wearde)
Revision Guides	Hodder Education; my revision notes, WJEC Eduqas GCSE (9-1) Religious Studies, Route A (available at a discounted price through the school)

German

Exam Board	<ul style="list-style-type: none"> • AQA: https://www.aqa.org.uk/subjects/languages/gcse/german-8668 • Topics: https://www.aqa.org.uk/subjects/languages/gcse/german-8668/subject-content/themes
Key Dates	<ul style="list-style-type: none"> • Speaking booklet Theme 2 completed by October half term (21st October 2022) to memorise over the holiday • Speaking booklet fully completed by February half term (20th February 2023) to memorise over the holiday • Speaking exam: first week of May
Homework	<ul style="list-style-type: none"> • Weekly homework will be set online via This is Language and/or The Language Gym and we would expect students to be learning vocabulary and practising grammar in their own time. • Key grammar : https://www.aqa.org.uk/subjects/languages/gcse/german-8668/subject-content/grammar • Vocabulary lists: https://www.aqa.org.uk/subjects/languages/gcse/german-8668/subject-content/vocabulary
Online Platforms & Links	<ul style="list-style-type: none"> • https://uk.language-gym.com/ • https://www.thisislanguage.com/ • https://www.bbc.co.uk/bitesize/subjects/z8j2tfr • https://german.net/
Revision Guides	<ul style="list-style-type: none"> • https://www.wob.com/en-gb/books/jon-meier/stimmt-aqa-gcse-german-grammar-and-translation-workbook/9781292132617?gclid=Cj0KCQjwguGYBhDRARIsAHgRm4-OaBZEa27aNKudV2g4BFnscHEowEcW3trOB1eWzKMWKTKNXJ37FIAaAvAoEALw_wcB#GOR009277347 • https://www.wob.com/en-gb/books/lisa-probert/target-grade-5-reading-aqa-gcse-9-1-german-workbook/9780435189105?gclid=Cj0KCQjwguGYBhDRARIsAHgRm49suxwdf98t56ugj_sLPVwRbOwB8iMPQ5RBG7XxaCIIEgrLKD29YDgaAkLZEALw_wcB#GOR012220367 • https://www.wob.com/en-gb/books/cgp-books/gcse-german-aqa-exam-practice-workbook-for-the-grade-9-1-course-includes-answers/9781782945536?gclid=Cj0KCQjwguGYBhDRARIsAHgRm48NGoNAEAJWGiAaUOI9uifcFJlJgaNivuCpEDJCI88yi0f3VIRYj_6oaAqPVEALw_wcB#GOR008160485 • https://www.wob.com/en-gb/books/michael-spencer/gcse-german-for-aqa-grammar-workbook/9780199138913?gclid=Cj0KCQjwguGYBhDRARIsAHgRm49QUJjT8MifshIRFZ8qk-ICZkhsQMI3CCYIF5EGNE3n64S5tgyKREaAILpEALw_wcB#GOR004358751 • https://www.wob.com/en-gb/books/cgp-books/gcse-german-aqa-revision-guide-for-the-grade-9-1-course-with-online-edition/9781782945529?gclid=Cj0KCQjwguGYBhDRARIsAHgRm49vtiSM77K5esA2Gf7otOC-nx57K5LYSshlp3jnXB9PCrVjACP5YHUaAknCEALw_wcB#GOR009304445

Sports Studies

Exam Board	<p>OCR https://www.ocr.org.uk/qualifications/cambridge-nationals/sport-studies-level-1-2-i803-i813/</p>
Key Dates	<p>Learning Objective completion dates LO1-LO4 for each of the above units will be determined by class teacher. All students will be well informed of these on teams.</p>